

Zephyr Portfolio Proposal

Prepared for New Prospect, For May 2023

Advisor: Anne Smith

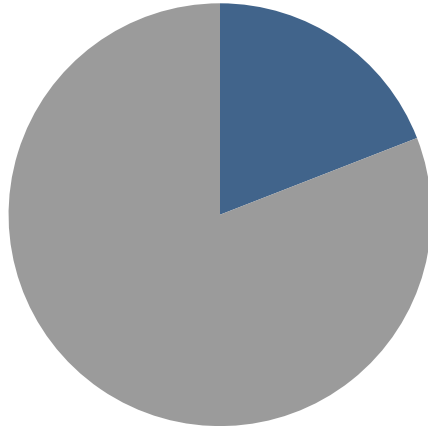
COMPANY

PHONE

EMAIL



Current Allocation

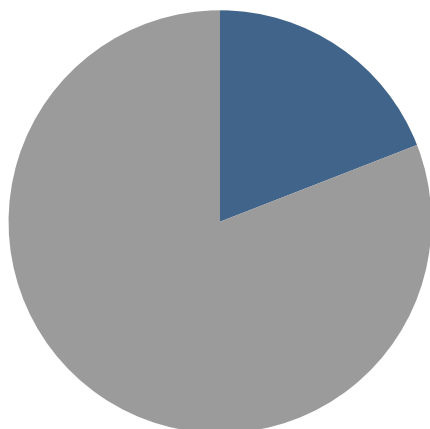


CURRENT ASSETS	VALUE	WEIGHT
● Cash and Cash Equivalents	0	0.0%
■ Fixed Income	210,000	19.1%
■ Equities	890,000	80.9%
■ Unclassified	0	0.0%
Totals	1,100,000	100.0%

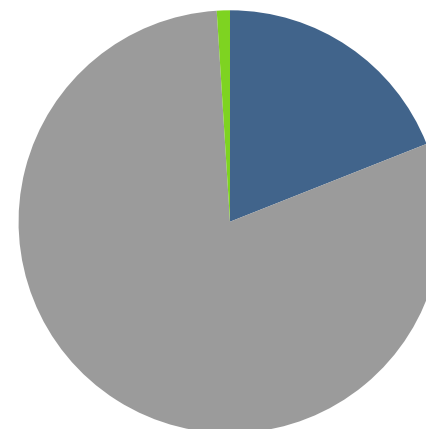
NAME	ACCOUNT NUMBER	VALUE	ACCOUNT TYPE	REGISTRATION	AS OF DATE
Husband IRA	200000001	640,000	Individual	Tax-Deferred	Jun 2023
Wife IRA	200000002	460,000	Individual	Tax-Deferred	Mar 2022

Zephyr Household Portfolio Current vs Proposed Allocations

Current Allocation



Proposed Allocation

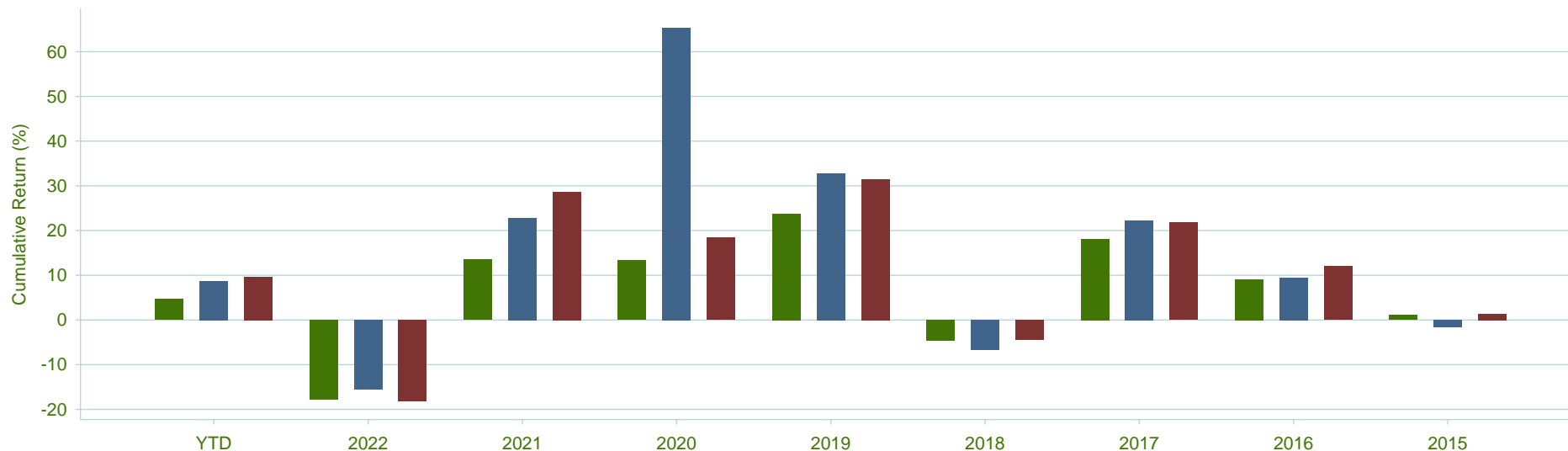


CURRENT ASSETS	VALUE	WEIGHT	PROPOSED ASSETS	VALUE	WEIGHT
● Cash and Cash Equivalents	0	0.0%	● Cash and Cash Equivalents	0	0.0%
■ Fixed Income	210,000	19.1%	■ Fixed Income	209,000	19.0%
■ Equities	890,000	80.9%	■ Equities	880,000	80.0%
■ Unclassified	0	0.0%	■ Unclassified	11,000	1.0%
Totals	1,100,000	100.0%	Totals	1,100,000	100.0%

Calendar Year Return

As of May 2023

June 30, 2023 | 4/13

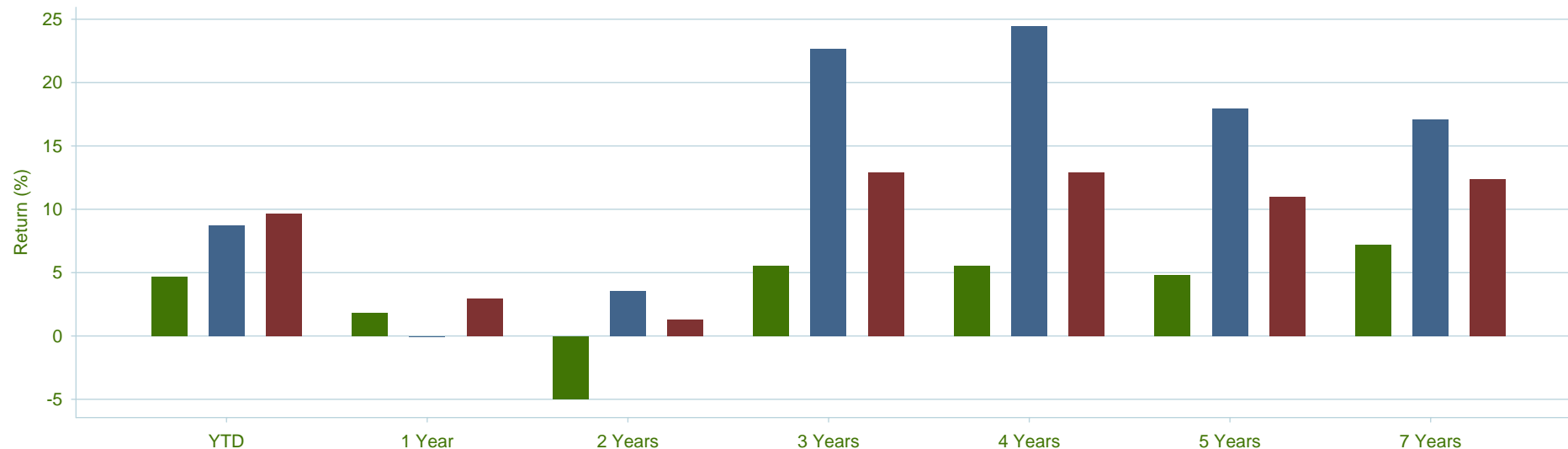


	YTD	2022	2021	2020	2019	2018	2017	2016	2015
■ Zephyr Household Portfolio Current Portfolio	4.69	(17.87)	13.52	13.35	23.73	(4.60)	18.12	9.10	1.12
■ Zephyr Household Portfolio Proposed Portfolio	8.73	(15.58)	22.82	65.39	32.80	(6.73)	22.22	9.44	(1.52)
■ S&P 500	9.65	(18.11)	28.71	18.40	31.49	(4.38)	21.83	11.96	1.38

Trailing Year Returns

As of May 2023

June 30, 2023 | 5/13

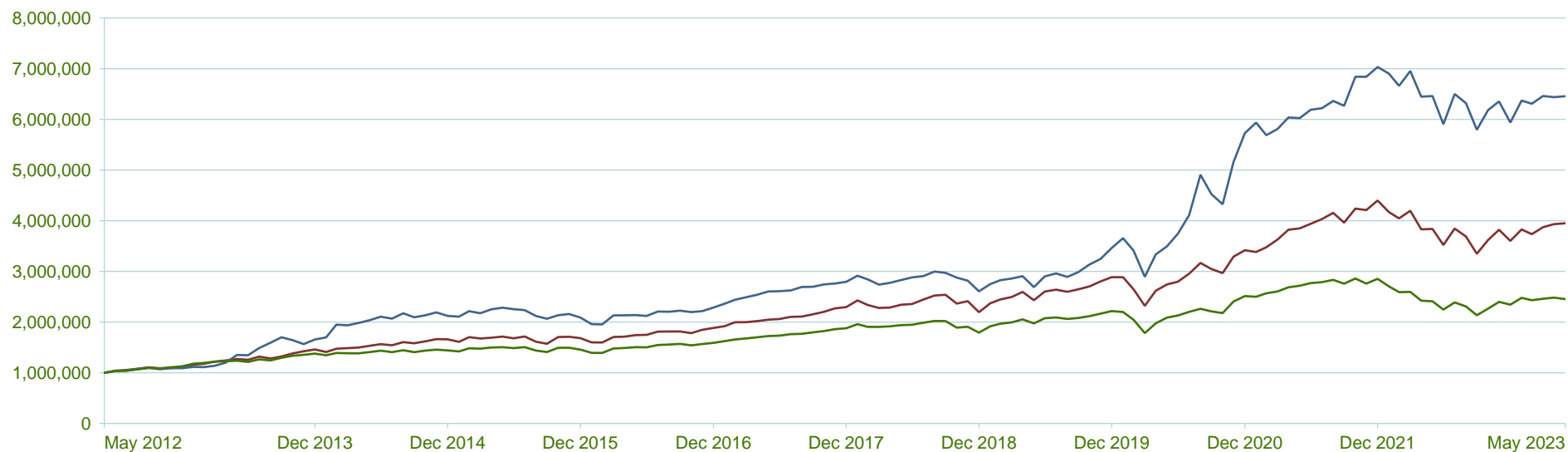


	YTD	1 YEAR	2 YEARS	3 YEARS	4 YEARS	5 YEARS	7 YEARS
■ Zephyr Household Portfolio Current Portfolio	4.69	1.80	(4.97)	5.52	5.57	4.81	7.23
■ Zephyr Household Portfolio Proposed Portfolio	8.73	(0.06)	3.52	22.70	24.47	17.93	17.10
■ S&P 500	9.65	2.92	1.30	12.92	12.90	11.01	12.39

Manager Performance

June 2012 - May 2023

June 30, 2023 | 6/13

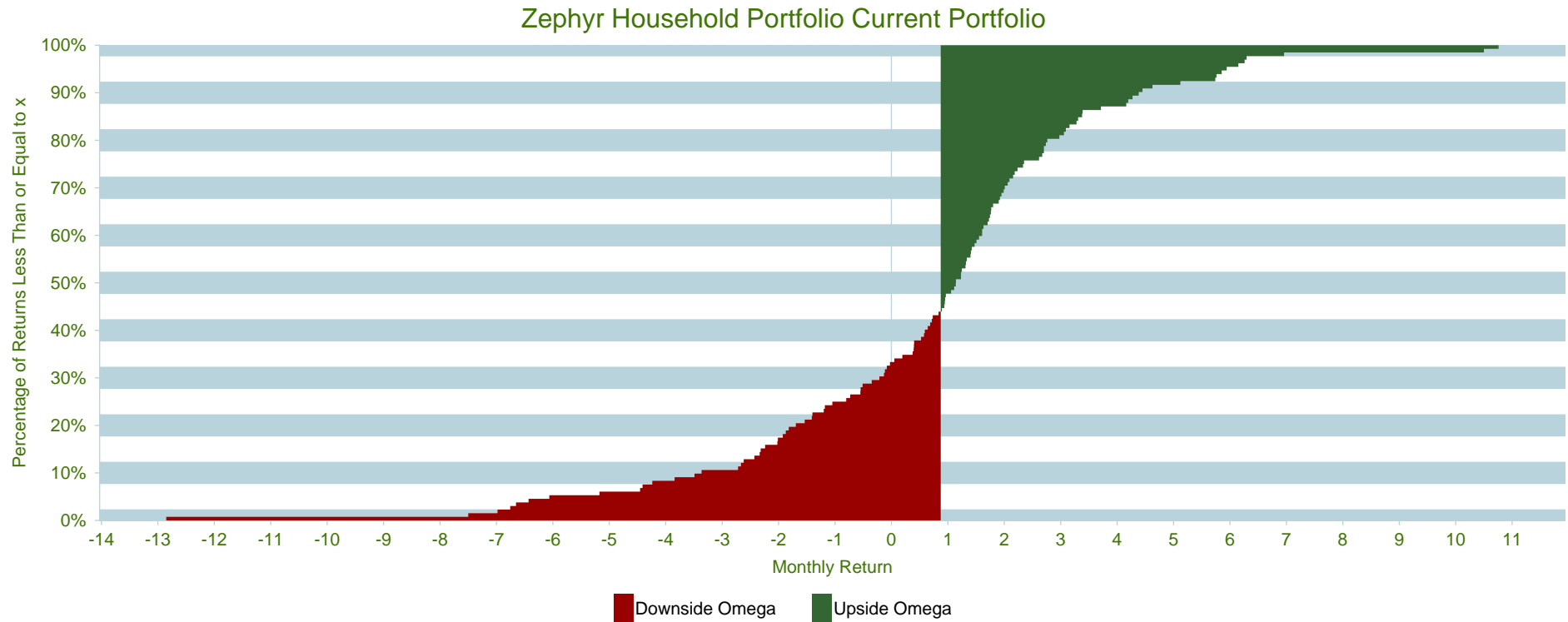


	RETURN	STANDARD DEVIATION	MAXIMUM DRAWDOWN LOSS VALUE	MAXIMUM DRAWDOWN RECOVERY LENGTH	PAIN RATIO
■ Zephyr Household Portfolio Current Portfolio	8.50	11.67	(25.34)	N/A	2.37
■ Zephyr Household Portfolio Proposed Portfolio	18.48	17.95	(20.85)	3	5.10
■ S&P 500	13.30	14.30	(23.87)	N/A	4.01

Cumulative Distribution of Returns

June 2012 - May 2023

June 30, 2023 | 7/13

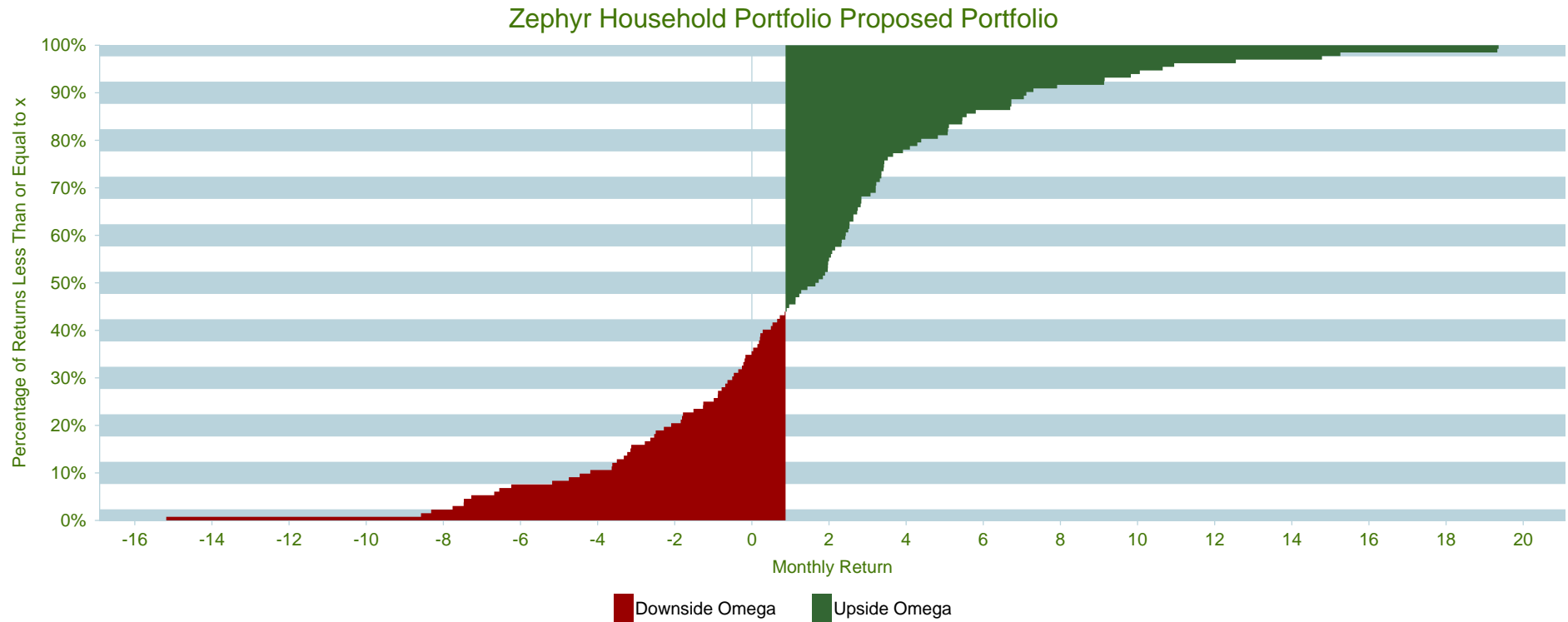


	OMEGA (MAR = 11.00%)	UPSIDE OMEGA (MAR = 11.00%)	DOWNSIDE OMEGA (MAR = 11.00%)
● Zephyr Household Portfolio Current Portfolio	0.89	1.12	1.26

Cumulative Distribution of Returns

June 2012 - May 2023

June 30, 2023 | 8/13

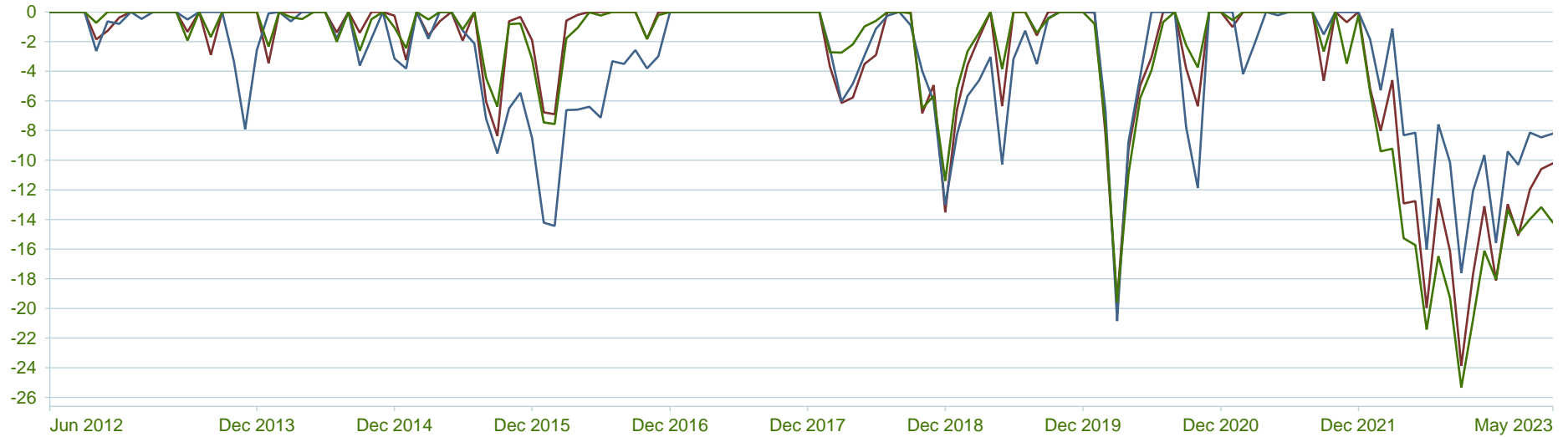


	OMEGA (MAR = 11.00%)	UPSIDE OMEGA (MAR = 11.00%)	DOWNSIDE OMEGA (MAR = 11.00%)
■ Zephyr Household Portfolio Proposed Portfolio	1.45	2.20	1.53

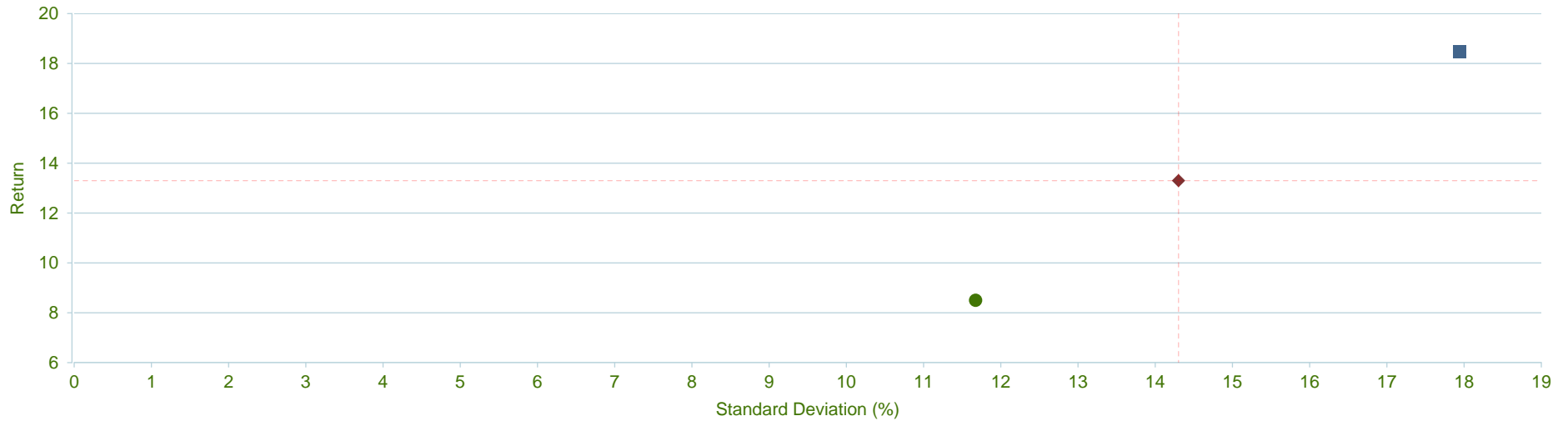
Drawdown of Return

June 2012 - May 2023

June 30, 2023 | 9/13



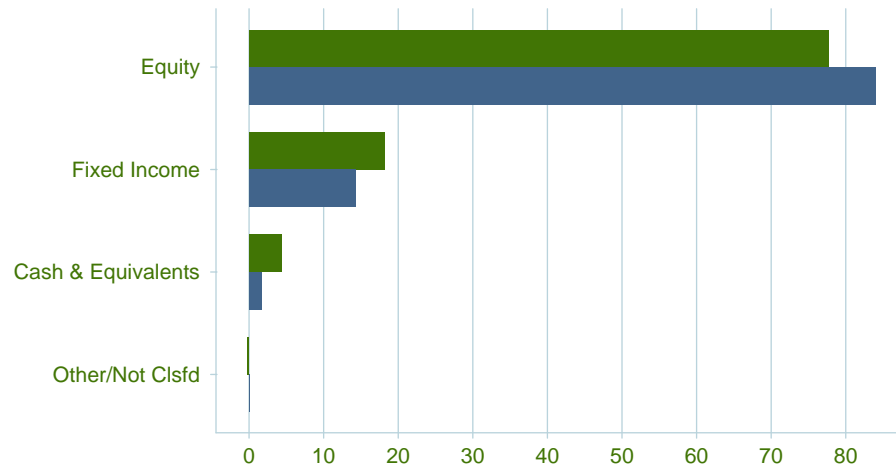
	MAXIMUM DRAWDOWN LOSS VALUE	MAXIMUM DRAWDOWN START DATE	MAXIMUM DRAWDOWN END DATE	MAXIMUM DRAWDOWN LENGTH	MAXIMUM DRAWDOWN RECOVERY DATE	HIGH WATER MARK DATE	HIGH WATER MARK	PAIN INDEX	PAIN RATIO
■ Zephyr Household Portfolio Current Portfolio	(25.34)	Oct 2021	Sep 2022	11	N/A	Oct 2021	16.56	3.23	2.37
■ Zephyr Household Portfolio Proposed Portfolio	(20.85)	Jan 2020	Mar 2020	2	Jun 2020	Dec 2021	8.94	3.45	5.10
■ S&P 500	(23.87)	Dec 2021	Sep 2022	9	N/A	Dec 2021	11.37	3.10	4.01



	RETURN	STANDARD DEVIATION	SHARPE RATIO	EXCESS RETURN	TRACKING ERROR	INFORMATION RATIO	ALPHA	BETA	R-SQUARED
● Zephyr Household Portfolio Current Portfolio	8.50	11.67	0.65	(4.80)	4.55	(1.05)	(1.74)	0.78	0.92
■ Zephyr Household Portfolio Proposed Portfolio	18.48	17.95	0.98	5.18	10.73	0.48	5.10	1.01	0.64
◆ S&P 500	13.30	14.30	0.87	0.00	0.00	N/A	0.00	1.00	1.00

Asset Allocation

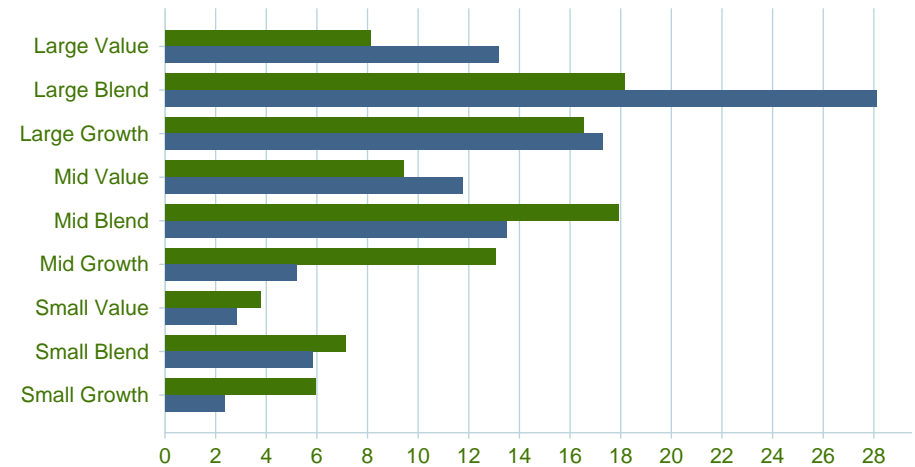
As of May 2023



■ Zephyr Household Portfolio Current Portfolio ■ Zephyr Household Portfolio Proposed Portfolio

Fund Equity Style

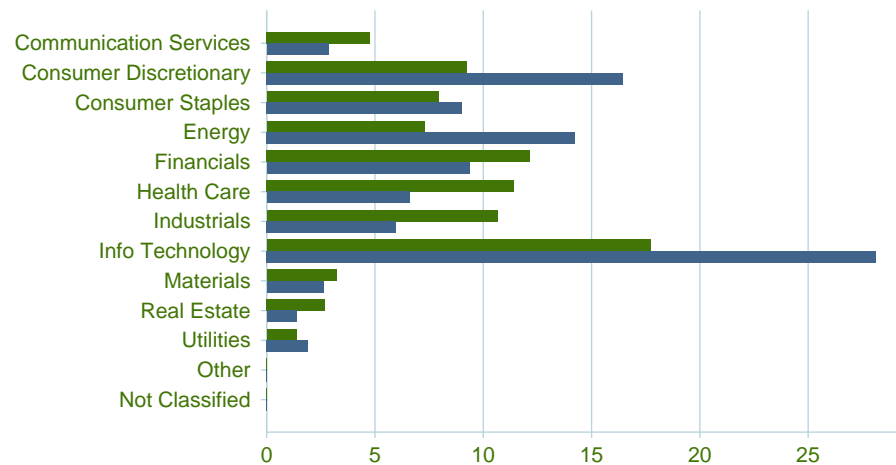
As of May 2023



■ Zephyr Household Portfolio Current Portfolio ■ Zephyr Household Portfolio Proposed Portfolio

Equity Sector Allocation

As of May 2023



■ Zephyr Household Portfolio Current Portfolio ■ Zephyr Household Portfolio Proposed Portfolio

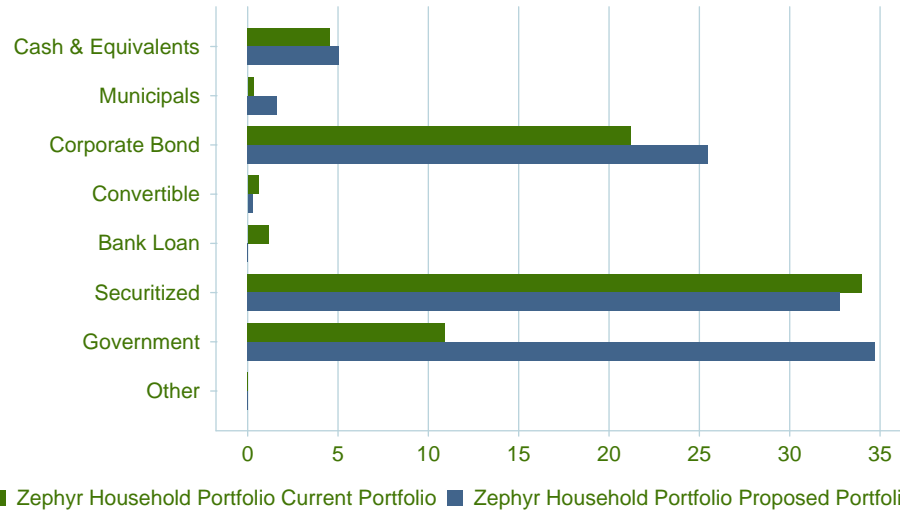
Equity Characteristics

As of May 2023

	ZEPHYR HOUSEHOLD PORTFOLIO CURRENT PORTFOLIO	ZEPHYR HOUSEHOLD PORTFOLIO PROPOSED PORTFOLIO
Market Capitalization	44,376.86	706,819.12
Price /Earnings Ratio	21.75	23.41
Price/Book Ratio	7.32	12.58
Price/Sales Ratio	2.90	3.52
Price/Cash Flow Ratio	15.84	18.89
Turnover Ratio	38.79	26.66

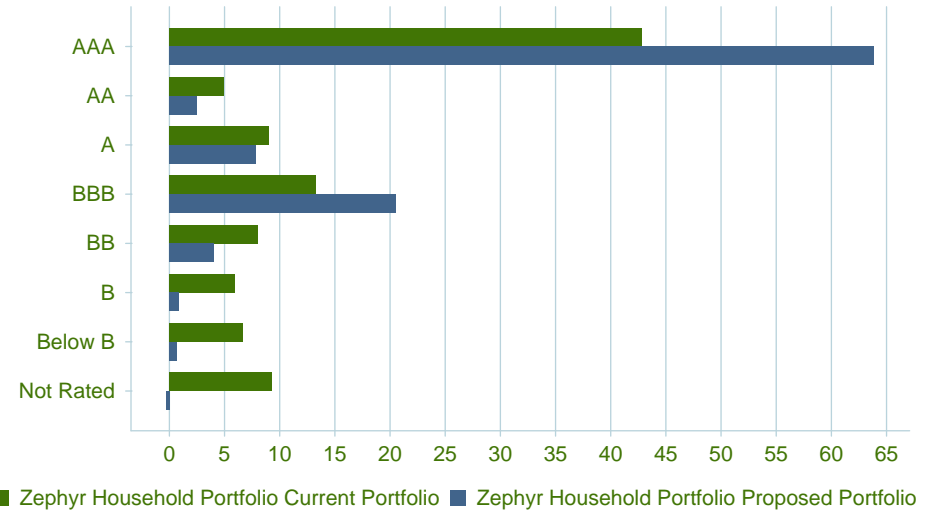
Fixed Income Sectors

As of May 2023



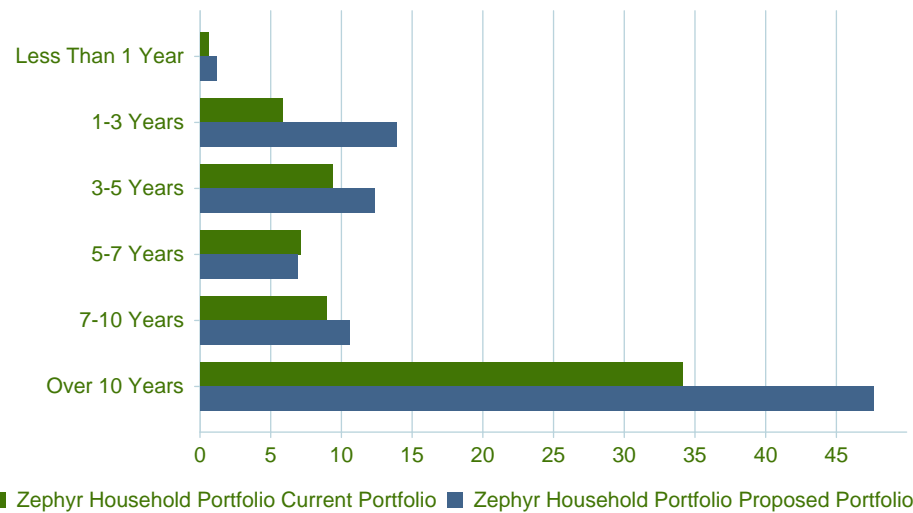
Fixed Income Quality

As of May 2023



Fixed Income Maturity

As of May 2023



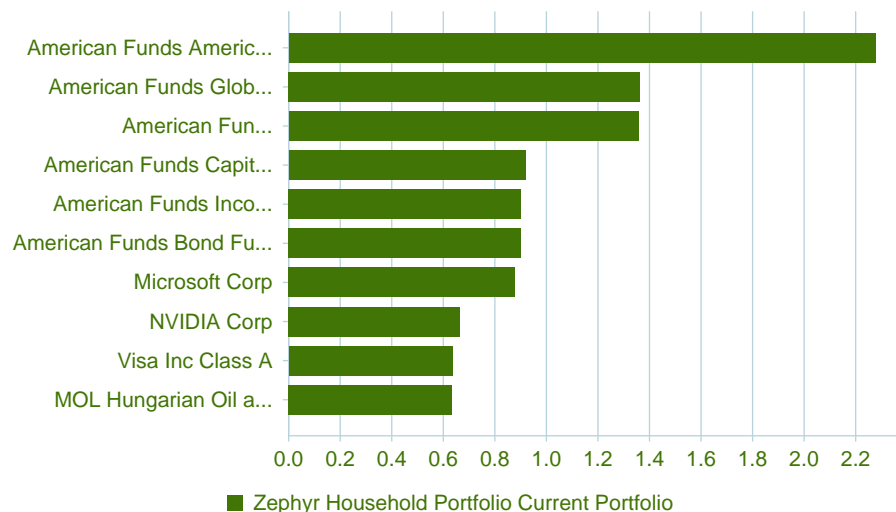
Fixed Income Characteristics

As of May 2023

	ZEPHYR HOUSEHOLD PORTFOLIO CURRENT PORTFOLIO	ZEPHYR HOUSEHOLD PORTFOLIO PROPOSED PORTFOLIO
Effective Maturity	8.33	9.16
Effective Duration	5.44	6.01
Average Coupon	4.91	3.65
Average Credit Quality	11.01	6.60
Average Price	86.68	92.46

Top Ten Holdings

As of May 2023



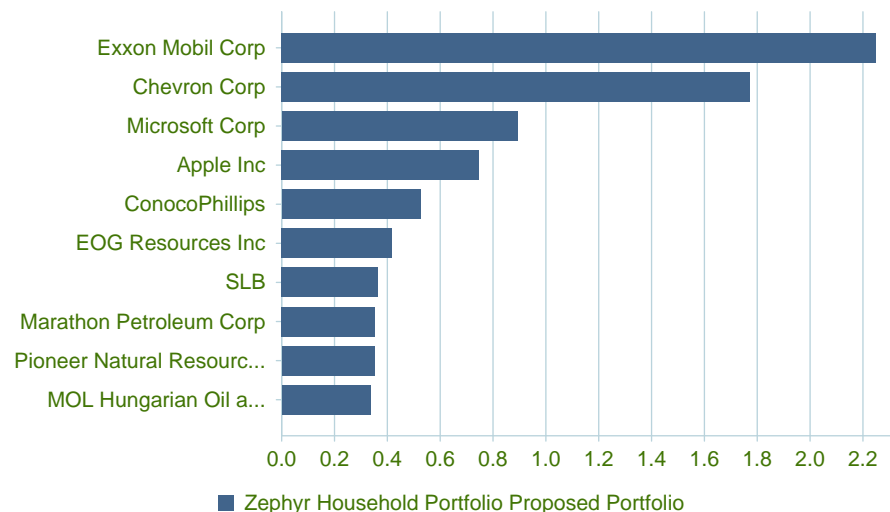
Top Ten Holdings - Zephyr Household Portfolio Current Portfolio

As of May 2023

NAME	TICKER	WEIGHT
American Funds American Balanced R6	RLBGX	2.28
American Funds Global Balanced R6	RGBGX	1.36
American Funds Washington Mutual R6	RWMGX	1.36
American Funds Capital World Gr&Inc R6	RWIGX	0.92
American Funds Income Fund of Amer R6	RIDGX	0.90
American Funds Bond Fund of Amer R6	RBFGX	0.90
Microsoft Corp	MSFT	0.88
NVIDIA Corp	NVDA	0.66
Visa Inc Class A	V	0.64
MOL Hungarian Oil and Gas PLC Class A	MOL	0.63

Top Ten Holdings

As of May 2023



Top Ten Holdings - Zephyr Household Portfolio Proposed Portfolio

As of May 2023

NAME	TICKER	WEIGHT
Exxon Mobil Corp	XOM	2.25
Chevron Corp	CVX	1.77
Microsoft Corp	MSFT	0.89
Apple Inc	AAPL	0.75
ConocoPhillips	COP	0.53
EOG Resources Inc	EOG	0.42
SLB	SLB	0.36
Marathon Petroleum Corp	MPC	0.35
Pioneer Natural Resources Co	PXD	0.35
MOL Hungarian Oil and Gas PLC Class A	MOL	0.34

Zephyr leads the way in Proposal Generation software, allowing financial advisors to easily articulate the value they bring to every client.

- *Effectively assess client risk*
- *Link model portfolios to risk scores*
- *Create household analysis*
- *Optimize portfolios using mean-variance and Black-Litterman models*
- *Demonstrate financial goal setting success with Monte Carlo Simulation*
- *Personalized output easily guides clients through the proposed solution*

[Speak with a Sales Consultant](#)

